



PERIODIC DISCLOSURES

FORM NL-1B - REVENUE ACCOUNT

Public Disclosure - Q1 Financial Year 19-20

(₹ IN' 000)

Sr No	Particulars	Schedule	Fire		Marine		Miscellaneous		Total	
			QTD Jun-19	YTD Jun-19	QTD Jun-19	YTD Jun-19	QTD Jun-19	YTD Jun-19	QTD Jun-19	YTD Jun-19
1	Premiums earned (Net)	NL-4 (Premium Schedule)	-	-	-	-	350,922	350,922	350,922	350,922
2	Profit / (Loss) on sale / redemption of Investments		-	-	-	-	9,870	9,870	9,870	9,870
5	Others		-	-	-	-	-	-	-	-
3	Interest, Dividend & Rent (Gross)		-	-	-	-	17,662	17,662	17,662	17,662
	Total (A)		-	-	-	-	378,454	378,454	378,454	378,454
6	Claims Incurred (Net)	NL-5 (Claims Schedule)	-	-	-	-	305,020	305,020	305,020	305,020
7	Commission (Net)	NL-6 (Commission Schedule)	-	-	-	-	(27,918)	(27,918)	(27,918)	(27,918)
8	Operating expenses related to Insurance Business	NL-7 (Operating Expense Schedule)	-	-	-	-	607,882	607,882	607,882	607,882
9	Premium Deficiency		-	-	-	-	16,120	16,120	16,120	16,120
10	Others: Administration Charges		-	-	-	-	189	189	189	189
	Total (B)		-	-	-	-	901,293	901,293	901,293	901,293
	Operating Profit / (Loss) from Fire/ Marine / Miscellaneous Business C = (A-B)		-	-	-	-	(522,839)	(522,839)	(522,839)	(522,839)
	Appropriations:									
1	Transfer to Shareholders' Account		-	-	-	-	(522,839)	(522,839)	(522,839)	(522,839)
2	Transfer to Catastrophe Reserve		-	-	-	-	-	-	-	-
3	Transfer to Other Reserves		-	-	-	-	-	-	-	-
	Total (C)		-	-	-	-	(522,839)	(522,839)	(522,839)	(522,839)

PREVIOUS YEAR

(₹ IN' 000)

Sr No	Particulars	Schedule	Fire		Marine		Miscellaneous		Total	
			QTD Jun-18	YTD Jun-18	QTD Jun-18	YTD Jun-18	QTD Jun-18	YTD Jun-18	QTD Jun-18	YTD Jun-18
1	Premiums earned (Net)	NL-4 (Premium Schedule)	-	-	-	-	42,860	42,860	42,860	42,860
2	Profit / (Loss) on sale / redemption of Investments		-	-	-	-	65	65	65	65
5	Others		-	-	-	-	-	-	-	-
3	Interest, Dividend & Rent (Gross)		-	-	-	-	1,187	1,187	1,187	1,187
	Total (A)		-	-	-	-	44,112	44,112	44,112	44,112
6	Claims Incurred (Net)	NL-5 (Claims Schedule)	-	-	-	-	32,167	32,167	32,167	32,167
7	Commission (Net)	NL-6 (Commission Schedule)	-	-	-	-	(1,542)	(1,542)	(1,542)	(1,542)
8	Operating expenses related to Insurance Business	NL-7 (Operating Expense Schedule)	-	-	-	-	110,498	110,498	110,498	110,498
9	Premium Deficiency		-	-	-	-	-	-	-	-
10	Others: Administration Charges		-	-	-	-	-	-	-	-
	Total (B)		-	-	-	-	141,123	141,123	141,123	141,123
	Operating Profit / (Loss) from Fire/ Marine / Miscellaneous Business C = (A-B)		-	-	-	-	(97,011)	(97,011)	(97,011)	(97,011)
	Appropriations:									
1	Transfer to Shareholders' Account		-	-	-	-	(97,011)	(97,011)	(97,011)	(97,011)
2	Transfer to Catastrophe Reserve		-	-	-	-	-	-	-	-
3	Transfer to Other Reserves		-	-	-	-	-	-	-	-
	Total (C)		-	-	-	-	(97,011)	(97,011)	(97,011)	(97,011)



ACKO GENERAL INSURANCE LIMITED
Registration No. 157 dated September 18, 2017

PERIODIC DISCLOSURES FORM NL-2B - PL					
Public Disclosure - Q1 Financial Year 19-20					(₹ IN' 000)
Sr. No.	Particulars	QTD Jun-19	YTD Jun-19	QTD Jun-18	YTD Jun-18
1	OPERATING PROFIT / (LOSS)				
	(a) Fire Insurance	-	-	-	-
	(b) Marine Insurance	-	-	-	-
	(c) Miscellaneous Insurance	(522,839)	(522,839)	(97,011)	(97,011)
		(522,839)	(522,839)	(97,011)	(97,011)
2	INCOME FROM INVESTMENTS				
	(a) Interest, Dividend & Rent - Gross	30,968	30,968	18,310	18,310
	(b) Profit on sale of Investments	18,155	18,155	3,324	3,324
	Less : Loss on Sale of Investments	850	850	2,321	2,321
		48,273	48,273	19,313	19,313
3	OTHER INCOME				
	a) Others (to be specified)	-	-	-	-
		-	-	-	-
	TOTAL (A)	(474,566)	(474,566)	(77,698)	(77,698)
4	PROVISIONS (Other than taxation)				
	(a) For diminution in the value of investments	-	-	-	-
	(b) For doubtful debts	-	-	-	-
	(c) Others (to be specified)	-	-	-	-
5	OTHER EXPENSES				
	(a) Expenses other than those related to Insurance business	8,149	8,149	-	-
	(b) Bad Debts/ Advances written off	-	-	-	-
	(c) Others	-	-	-	-
	TOTAL (B)	8,149	8,149	-	-
	Profit/(Loss) Before Tax (A-B)	(482,715)	(482,715)	(77,698)	(77,698)
	Less: Provision for Taxation				
	Current Tax	-	-	-	-
	Deferred Tax	-	-	-	-
	Profit/(Loss) After Tax	(482,715)	(482,715)	(77,698)	(77,698)
	Appropriations				
	(a) Interim dividends paid during the year	-	-	-	-
	(b) Proposed final dividend	-	-	-	-
	(c) Dividend distribution tax	-	-	-	-
	(d) Transfer to any Reserves or other Accounts (to be specified)	-	-	-	-
	Balance of Profit/(Loss) brought forward from last year	(1,463,385)	(1,463,385)	(119,673)	(119,673)
	Balance carried forward to Balance sheet	(1,946,100)	(1,946,100)	(197,371)	(197,371)
	Basic & Diluted Earnings per share:				
	- Basic EPS	(1.27)	(1.27)	(0.57)	(0.57)
	- Diluted EPS	(1.62)	(1.62)	(0.57)	(0.57)
	(Equity shares of face value of Rs. 10 each)				



ACKO GENERAL INSURANCE LIMITED
Registration No. 157 dated September 18, 2017

PERIODIC DISCLOSURES
FORM NL-3B - BS

Public Disclosure - Q1 Financial Year 19-20

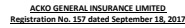
(₹ IN' 000)

Sr. No.	Particulars	Schedule	YTD Jun-19	YTD Jun-18
	SOURCES OF FUNDS			
1	SHARE CAPITAL	NL-8 (Share Capital Schedule)	3,810,000	1,360,000
2	SHARE APPLICATION MONEY PENDING ALLOTMENT		-	-
3	RESERVES AND SURPLUS	NL-10 (Reserves and Surplus Schedule)	-	-
4	FAIR VALUE CHANGE ACCOUNT			
	-Shareholders' Funds		60	251
	-Policyholders' Funds		50	16
5	BORROWINGS	NL-11 (Borrowings Schedule)	-	-
	TOTAL		3,810,110	1,360,267
	APPLICATION OF FUNDS			
6	INVESTMENTS (SHAREHOLDERS)	NL-12 (Investment Schedule)	1,798,196	1,116,835
7	INVESTMENTS (POLICYHOLDERS)	NL-12A (Investment Schedule)	1,473,628	72,427
8	LOANS	NL-13 (Loans Schedule)	-	-
9	FIXED ASSETS	NL-14 (Fixed Assets Schedule)	18,858	10,263
10	DEFERRED TAX ASSET (NET)		-	-
11	CURRENT ASSETS			
	Cash and Bank Balances	NL-15 (Cash and bank balance Schedule)	68,724	13,090
	Advances and Other Assets	NL-16 (Advances and other assets Schedule)	596,279	69,275
	Sub-Total (A)		665,003	82,365
12	CURRENT LIABILITIES	NL-17 (Current Liabilities Schedule)	1,543,792	96,603
13	PROVISIONS	NL-18 (Provisions Schedule)	547,883	22,391
	Sub-Total (B)		2,091,675	118,994
14	NET CURRENT ASSETS (C) = (A-B)		(1,426,672)	(36,629)
15	MISCELLANEOUS EXPENDITURE (To the extent not written off	NL-19 (Misc Expenditure Schedule)	-	-
16	DEBIT BALANCE IN PROFIT AND LOSS ACCOUNT		1,946,100	197,371
	TOTAL		3,810,110	1,360,267



ACKO GENERAL INSURANCE LIMITED
Registration No. 157 dated September 18, 2017

PERIODIC DISCLOSURES																																											
FORM NL 4 - PREMIUM SCHEDULE																																											
Public Disclosure - Q1 Financial Year 19-20																																											
Sr No	Particulars	Fire		Marine						Motor OD				Motor TP				Motor Total				Workmen's Compensation		Public/Product Liability		Engineering		Aviation		Personal Accident		Health Insurance		Credit Insurance		Crop Insurance		Others		Total Miscellaneous		Total	
		QTD Jun-19	YTD Jun-19	QTD Jun-19	YTD Jun-19	QTD Jun-19	YTD Jun-19	QTD Jun-19	YTD Jun-19	QTD Jun-19	YTD Jun-19	QTD Jun-19	YTD Jun-19	QTD Jun-19	YTD Jun-19	QTD Jun-19	YTD Jun-19	QTD Jun-19	YTD Jun-19	QTD Jun-19	YTD Jun-19	QTD Jun-19	YTD Jun-19	QTD Jun-19	YTD Jun-19	QTD Jun-19	YTD Jun-19	QTD Jun-19	YTD Jun-19	QTD Jun-19	YTD Jun-19	QTD Jun-19	YTD Jun-19	QTD Jun-19	YTD Jun-19	QTD Jun-19	YTD Jun-19	QTD Jun-19	YTD Jun-19				
		Jun-19	Jun-19	Jun-19	Jun-19	Jun-19	Jun-19	Jun-19	Jun-19	Jun-19	Jun-19	Jun-19	Jun-19	Jun-19	Jun-19	Jun-19	Jun-19	Jun-19	Jun-19	Jun-19	Jun-19	Jun-19	Jun-19	Jun-19	Jun-19	Jun-19	Jun-19	Jun-19	Jun-19	Jun-19	Jun-19	Jun-19	Jun-19	Jun-19	Jun-19	Jun-19	Jun-19	Jun-19	Jun-19	Jun-19			
1	Premium from direct business written	-	-	-	-	-	-	-	-	129,587	129,587	265,525	265,525	395,112	395,112	-	-	98,540	98,540	-	-	-	-	-	-	-	-	-	-	2,466	2,466	173,258	173,258	-	-	-	-	-	-	669,376	669,376	669,376	669,376
2	Add : Premium on reinsurance accepted	-	-	-	-	-	-	-	-	-	-	-	-	-	-	-	-	-	-	-	-	-	-	-	-	-	-	-	-	-	-	-	-	-	-	-	-	-	-	-	-	-	
3	Less : Premium on reinsurance ceded	-	-	-	-	-	-	-	-	129,587	129,587	265,525	265,525	395,112	395,112	-	-	98,540	98,540	-	-	-	-	-	-	-	-	-	-	2,466	2,466	173,258	173,258	-	-	-	-	-	-	669,376	669,376	669,376	669,376
4	Net Premium	-	-	-	-	-	-	-	-	86,703	86,703	174,442	174,442	259,145	259,145	-	-	57,634	57,634	-	-	-	-	-	-	-	-	-	-	123	123	8,655	8,655	-	-	-	-	-	-	325,557	325,557	325,557	325,557
5	Adjustments for changes in Reserve for Unexpired Risks	-	-	-	-	-	-	-	-	44,884	44,884	91,083	91,083	135,967	135,967	-	-	40,906	40,906	-	-	-	-	-	-	-	-	-	-	2,343	2,343	164,603	164,603	-	-	-	-	-	-	343,819	343,819	343,819	343,819
6	Total Premium Earned (Net)	-	-	-	-	-	-	-	-	9,260	9,260	(25,980)	(25,980)	(16,720)	(16,720)	-	-	8,156	8,156	-	-	-	-	-	-	-	-	-	-	829	829	632	632	-	-	-	-	-	-	(7,103)	(7,103)	(7,103)	(7,103)
7		-	-	-	-	-	-	-	-	35,624	35,624	117,063	117,063	152,687	152,687	-	-	32,750	32,750	-	-	-	-	-	-	-	-	-	-	1,514	1,514	163,971	163,971	-	-	-	-	-	-	350,922	350,922	350,922	350,922
PREMIUM EARNED (NET) (PREVIOUS YEAR)																																											
Sr No	Particulars	Fire		Marine						Motor OD				Motor TP				Motor Total				Workmen's Compensation		Public/Product Liability		Engineering		Aviation		Personal Accident		Health Insurance		Credit Insurance		Crop Insurance		Credit Insurance		Total Miscellaneous		Total	
		QTD Jun-18	YTD Jun-18	QTD Jun-18	YTD Jun-18	QTD Jun-18	YTD Jun-18	QTD Jun-18	YTD Jun-18	QTD Jun-18	YTD Jun-18	QTD Jun-18	YTD Jun-18	QTD Jun-18	YTD Jun-18	QTD Jun-18	YTD Jun-18	QTD Jun-18	YTD Jun-18	QTD Jun-18	YTD Jun-18	QTD Jun-18	YTD Jun-18	QTD Jun-18	YTD Jun-18	QTD Jun-18	YTD Jun-18	QTD Jun-18	YTD Jun-18	QTD Jun-18	YTD Jun-18	QTD Jun-18	YTD Jun-18	QTD Jun-18	YTD Jun-18	QTD Jun-18	YTD Jun-18	QTD Jun-18	YTD Jun-18	QTD Jun-18	YTD Jun-18		
		Jun-18	Jun-18	Jun-18	Jun-18	Jun-18	Jun-18	Jun-18	Jun-18	Jun-18	Jun-18	Jun-18	Jun-18	Jun-18	Jun-18	Jun-18	Jun-18	Jun-18	Jun-18	Jun-18	Jun-18	Jun-18	Jun-18	Jun-18	Jun-18	Jun-18	Jun-18	Jun-18	Jun-18	Jun-18	Jun-18	Jun-18	Jun-18	Jun-18	Jun-18	Jun-18	Jun-18	Jun-18	Jun-18	Jun-18	Jun-18		
1	Premium from direct business written	-	-	-	-	-	-	-	-	5,739	5,739	14,701	14,701	20,440	20,440	-	-	-	-	-	-	-	-	-	-	-	-	-	-	-	-	51,247	51,247	-	-	-	-	-	-	71,687	71,687	71,687	71,687
2	Add : Premium on reinsurance accepted	-	-	-	-	-	-	-	-	-	-	-	-	-	-	-	-	-	-	-	-	-	-	-	-	-	-	-	-	-	-	-	-	-	-	-	-	-	-	-	-	-	
3	Less : Premium on reinsurance ceded	-	-	-	-	-	-	-	-	5,739	5,739	14,701	14,701	20,440	20,440	-	-	-	-	-	-	-	-	-	-	-	-	-	-	-	-	51,247	51,247	-	-	-	-	-	-	71,687	71,687	71,687	71,687
4	Net Premium	-	-	-	-	-	-	-	-	4,760	4,760	3,995	3,995	8,755	8,755	-	-	-	-	-	-	-	-	-	-	-	-	-	-	-	-	5,520	5,520	-	-	-	-	-	-	14,275	14,275	14,275	14,275
5	Adjustments for changes in Reserve for Unexpired Risks	-	-	-	-	-	-	-	-	979	979	10,706	10,706	11,685	11,685	-	-	-	-	-	-	-	-	-	-	-	-	-	-	-	-	45,727	45,727	-	-	-	-	-	-	57,412	57,412	57,412	57,412
6	Total Premium Earned (Net)	-	-	-	-	-	-	-	-	2,120	2,120	10,530	10,530	12,640	12,640	-	-	-	-	-	-	-	-	-	-	-	-	-	-	-	-	1,912	1,912	-	-	-	-	-	-	14,552	14,552	14,552	14,552
7		-	-	-	-	-	-	-	-	(1,141)	(1,141)	186	186	(955)	(955)	-	-	-	-	-	-	-	-	-	-	-	-	-	-	-	-	43,815	43,815	-	-	-	-	-	-	42,860	42,860	42,860	42,860

[illegible]

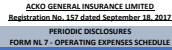


PERIODIC DISCLOSURES
FORM NL 6 - COMMISSION SCHEDULE

Public Disclosure - Q1 Financial Year 19-20

Public Disclosure - Q1 Financial Year 19-20																														(€ ('N' 000))											
Slr	Particulars								Miscellaneous																						Total										
	Fire		Marine						Motor OD		Motor TP		Motor Total		Workmen's Compensation		Public/Product Liability		Engineering		Aviation		Personal Accident		Health Insurance		Credit Insurance		Crrip Insurance			Others		Credit Insurance		Total Miscellaneous					
	QTD Jun-19	YTD Jun-19	QTD Jun-19	YTD Jun-19	QTD Jun-19	YTD Jun-19	QTD Jun-19	YTD Jun-19	QTD Jun-19	YTD Jun-19	QTD Jun-19	YTD Jun-19	QTD Jun-19	YTD Jun-19	QTD Jun-19	YTD Jun-19	QTD Jun-19	YTD Jun-19	QTD Jun-19	YTD Jun-19	QTD Jun-19	YTD Jun-19	QTD Jun-19	YTD Jun-19	QTD Jun-19	YTD Jun-19	QTD Jun-19	YTD Jun-19	QTD Jun-19	YTD Jun-19		QTD Jun-19	YTD Jun-19	QTD Jun-19	YTD Jun-19						
Commission Paid																																									
1.	Direct	-	-	-	-	-	-	-	-	5,798	5,798	1,554	1,554	7,352	7,352	-	-	-	-	-	-	-	-	-	-	-	2	2	-	-	-	-	-	-	7,354	7,354	7,354	7,354			
	Add: Reinsurance accepted	-	-	-	-	-	-	-	-	-	-	-	-	-	-	-	-	-	-	-	-	-	-	-	-	-	-	-	-	-	-	-	-	-	-	-					
	Less : Reinsurance ceded	-	-	-	-	-	-	-	-	8,746	8,746	16,611	16,611	25,357	25,357	-	-	-	-	9,037	9,037	-	-	-	-	-	-	-	-	-	-	-	-	-	-	35,272	35,272	35,272	35,272		
	Net Commission	-	-	-	-	-	-	-	-	(2,948)	(2,948)	(15,057)	(15,057)	(18,005)	(18,005)	-	-	-	-	(9,037)	(9,037)	-	-	-	-	-	-	(12)	(12)	(864)	(864)	-	-	-	-	-	-	(27,918)	(27,918)	(27,918)	(27,918)
Break-up of the expenses (Grosses) incurred to procure business to be furnished as per details indicated below:																																									
	Agents	-	-	-	-	-	-	-	-	-	-	-	-	-	-	-	-	-	-	-	-	-	-	-	-	-	-	-	-	-	-	-	-	-	-	-					
	Brokers	-	-	-	-	-	-	-	-	5,314	5,314	1,177	1,177	6,491	6,491	-	-	-	-	-	-	-	-	-	-	-	-	-	-	-	-	-	-	-	6,491	6,491	6,491	6,491			
	Corporate Agency	-	-	-	-	-	-	-	-	211	211	9	9	220	220	-	-	-	-	-	-	-	-	-	-	-	-	-	-	-	-	-	-	-	222	222	222	222			
	Referral	-	-	-	-	-	-	-	-	-	-	-	-	-	-	-	-	-	-	-	-	-	-	-	-	-	-	-	-	-	-	-	-	-	-	-					
	Others	-	-	-	-	-	-	-	-	273	273	368	368	641	641	-	-	-	-	-	-	-	-	-	-	-	-	-	-	-	-	-	-	-	-	641	641				
	Total (B)	5,798	5,798	1,554	1,554	7,352	7,352	-	-	-	-	-	-	-	-	-	-	-	-	-	-	-	-	-	-	-	2	2	-	-	-	-	-	-	7,354	7,354	7,354	7,354			

[illegible]

[illegible]



ACKO GENERAL INSURANCE LIMITED
Registration No. 157 dated September 18, 2017

PERIODIC DISCLOSURES			
FORM NL 8 - SHARE CAPITAL SCHEDULE			
Public Disclosure - Q1 Financial Year 19-20			(₹ IN' 000)
Sr. No	Particulars	YTD Jun-19	YTD Jun-18
1	Authorised Capital 506000000 Equity Shares of ₹ 10 each (Previous period : 136000000 Equity Shares of ₹ 10 each)	5,060,000	1,360,000
2	Issued Capital 381000000 Equity Shares of ₹ 10 each (Previous period : 136000000 Equity Shares of ₹ 10 each)	3,810,000	1,360,000
3	Subscribed Capital 381000000 Equity Shares of ₹ 10 each (Previous period : 136000000 Equity Shares of ₹ 10 each)	3,810,000	1,360,000
4	Called up Capital 381000000 Equity Shares of ₹ 10 each (Previous period : 136000000 Equity Shares of ₹ 10 each) Less: Calls unpaid Add: Equity Shares forfeited (amount orginally paid up) Less: Par Value of Equity Shares bought back Less: Preliminary Expenses Expenses including commission or brokerage on underwriting or subscription of shares	3,810,000 - - - - -	1,360,000 - - - - -
	Total	3,810,000	1,360,000



ACKO GENERAL INSURANCE LIMITED
Registration No. 157 dated September 18, 2017

PERIODIC DISCLOSURES
FORM NL 9 - PATTERN OF SHAREHOLDING SCHEDULE

Public Disclosure - Q1 Financial Year 19-20

Sr. No	Particulars	YTD Jun-19		YTD Jun-18	
		Number of Shares	% of Holding	Number of Shares	% of Holding
1	Promoters				
	a) Indian				
	- Acko Technologies & Services Private Limited	381,000,000	100	136,000,000	100
	b) Foreign	-	-	-	-
2	Others	-	-	-	-
	Total	381,000,000	100	136,000,000	100.00



ACKO GENERAL INSURANCE LIMITED
Registration No. 157 dated September 18, 2017

PERIODIC DISCLOSURES
FORM NL 10 - RESERVES AND SURPLUS SCHEDULE

Public Disclosure - Q1 Financial Year 19-20

(₹ IN' 000)

Sr. No	Particulars	YTD Jun-19	YTD Jun-18
1	Capital Reserve	-	-
2	Capital Redemption Reserve	-	-
3	Share Premium	-	-
4	General Reserve	-	-
5	Catastrophe Reserve	-	-
6	Other Reserves	-	-
7	Balance of Profit/(Loss) in Profit and Loss Account	-	-
	Total	-	-



ACKO GENERAL INSURANCE LIMITED
Registration No. 157 dated September 18, 2017

PERIODIC DISCLOSURES			
FORM NL 11 - BORROWINGS SCHEDULE			
Public Disclosure - Q1 Financial Year 19-20			(₹ IN' 000)
Sr. No	Particulars	YTD Jun-19	YTD Jun-18
1	Debentures/Bonds	-	-
2	Banks	-	-
3	Financial Institutions	-	-
4	Others	-	-
	Total	-	-



ACKO GENERAL INSURANCE LIMITED
Registration No. 157 dated September 18, 2017

PERIODIC DISCLOSURES
FORM NL 12 & 12A - INVESTMENT SCHEDULE

Public Disclosure - Q1 Financial Year 19-20

(₹ IN' 000)

Sr. No	Particulars	Shareholders		Policyholders		Total	
		YTD Jun-19	YTD Jun-18	YTD Jun-19	YTD Jun-18	YTD Jun-19	YTD Jun-18
(A)	LONG TERM INVESTMENTS :						
1	Govt Securities, Govt guaranteed Bonds incl Treasury Bills	455,794	278,529	373,525	18,062	829,319	296,591
2	Other Approved Securities	-	-	-	-	-	-
3	<u>Other Investments</u>						
	Shares						
	-Equity Shares	-	-	-	-	-	-
	-Preference Shares	-	-	-	-	-	-
	Mutual Funds	-	-	-	-	-	-
	Debenture /Bonds	446,819	95,169	366,170	6,172	812,989	101,341
	Investment Properties - Real Estate	-	-	-	-	-	-
	Other Securities	-	-	-	-	-	-
4	Investment In Infrastructure and social sector	521,917	48,279	427,713	3,131	949,630	51,410
5	Other than approved investments	-	-	-	-	-	-
	Total	1,424,530	421,977	1,167,408	27,365	2,591,938	449,342
(B)	SHORT TERM INVESTMENTS :						
1	Govt Securities, Govt guaranteed Bonds incl. Treasury Bills	136,425	96,649	111,801	6,268	248,226	102,917
2	Other Approved Securities	-	-	-	-	-	-
3	<u>Other Investments</u>						
	Shares						
	-Equity Shares	-	-	-	-	-	-
	-Preference Shares	-	-	-	-	-	-
	Mutual Funds	57,768	104,592	47,341	6,783	105,109	111,375
	Debentures & Bonds	54,824	235,373	44,928	15,264	99,752	250,637
	Investment Properties - Real Estate	-	-	-	-	-	-
	Other Securities (FDs, CDs and CPs.)	14,662	69,549	12,016	4,510	26,678	74,059
4	Investments in Infrastructure & Social Sector	82,516	188,695	67,622	12,237	150,138	200,932
5	Other than approved investments	27,471	-	22,512	-	49,983	-
	Total	373,666	694,858	306,220	45,062	679,886	739,920
	Grand Total	1,798,196	1,116,835	1,473,628	72,427	3,271,824	1,189,262



ACKO GENERAL INSURANCE LIMITED
Registration No. 157 dated September 18, 2017

PERIODIC DISCLOSURES			
FORM NL 13 - LOANS SCHEDULE			
Public Disclosure - Q1 Financial Year 19-20			(₹ IN' 000)
Sr. No	Particulars	YTD Jun-19	YTD Jun-18
1	Security wise Classification		
	Secured		
	(a) On mortgage of property	-	-
	(aa) In India	-	-
	(bb) Outside india	-	-
	(b) On shares, Bonds, Govt Securities	-	-
	(c) Others (to be specified)	-	-
	Unsecured	-	-
	Total	-	-
2	Borrowerwise Classification		
	(a) Central and State Governments	-	-
	(b) Banks and Financial Institutions	-	-
	(c) Subsidiaries	-	-
	(d) Industrial Undertakings	-	-
	(e) Others (to be specified)	-	-
	Total	-	-
3	Performance wise Classification		
	(a) Loans classified as standard		
	(aa) in India	-	-
	(bb) outside India	-	-
	(b) Non performing loans less provisions		
	(aa) in India	-	-
	(bb) outside India	-	-
	Total	-	-
4	Maturitywise Classification		
	(a) Short Term	-	-
	(b) Long Term	-	-
	Total	-	-



ACKO GENERAL INSURANCE LIMITED
Registration No. 157 dated September 18, 2017

PERIODIC DISCLOSURES
FORM NL 14 - FIXED ASSETS SCHEDULE

Public Disclosure - Q1 Financial Year 19-20

(₹ IN' 000)

Sr. No.	Particulars	For the period ended 30th June, 2019									
		Cost / Gross Block				Depreciation				Net Block	
		Balance at the beginning of the period	Additions during the period	Sales/ Adjustments during the Year	Balance at the end of the period	Balance at the beginning of the period	Additions during the period	Sales/ Adjustments during the Year	Balance at the end of the period	Balance at the end of the period	Balance at the beginning of the period
1	Goodwill	-	-	-	-	-	-	-	-	-	-
2	Intangibles:	-	-	-	-	-	-	-	-	-	-
	- Computer Software	3,706	1,385	-	5,091	1,475	374	-	1,849	3,242	2,231
3	Land - Freehold	-	-	-	-	-	-	-	-	-	-
4	Leasehold Improvements	2,540	-	-	2,540	684	211	-	895	1,645	1,856
5	Buildings	-	-	-	-	-	-	-	-	-	-
6	Furniture & Fittings	3,486	-	-	3,486	1,437	289	-	1,726	1,760	2,049
7	Information Technology Equipment	12,845	2,738	-	15,583	3,324	1,152	-	4,476	11,107	9,521
8	Vehicles	-	-	-	-	-	-	-	-	-	-
9	Office Equipment	1,837	229	-	2,066	821	141	-	962	1,104	1,016
10	Others	-	-	-	-	-	-	-	-	-	-
	Total	24,414	4,352	-	28,766	7,741	2,167	-	9,908	18,858	16,673
	Capital Work In Progress	-	-	-	-	-	-	-	-	-	-
	Grand Total	24,414	4,352	-	28,766	7,741	2,167	-	9,908	18,858	16,673
	Previous Period Total	11,249	1,778	-	13,027	1,830	934	-	2,764	10,263	9,419



ACKO GENERAL INSURANCE LIMITED
Registration No. 157 dated September 18, 2017

PERIODIC DISCLOSURES			
FORM NL 15 - CASH AND BANK BALANCE SCHEDULE			
Public Disclosure - Q1 Financial Year 19-20		(₹ IN' 000)	
Sr. No	Particulars	YTD Jun-19	YTD Jun-18
1	Cash (including cheques, drafts and stamps)	227	47
2	Bank Balances	-	-
	(a) Deposit Accounts	-	-
	(aa) Short term (due within 12 months)	-	-
	(bb) Others	-	-
	(b) Current Accounts	68,497	13,043
	(c) Others	-	-
3	Money at call & short notice	-	-
	With banks	-	-
	With other institutions	-	-
4	Others	-	-
	Total	68,724	13,090
	Balances with non-scheduled banks included in 2 and 3 above	-	-



ACKO GENERAL INSURANCE LIMITED
Registration No. 157 dated September 18, 2017

PERIODIC DISCLOSURES			
FORM NL 16 - ADVANCES & OTHER ASSETS SCHEDULE			
Public Disclosure - Q1 Financial Year 19-20		(₹ IN' 000)	
Sr. No	Particulars	YTD Jun-19	YTD Jun-18
(A)	ADVANCES		
1	Reserve Deposit with ceding Companies	-	-
2	Application Money for Investments	-	-
3	Prepayments	7,550	5,578
4	Advance to Directors / Officers	-	-
5	Advance Tax Paid and Tax Deducted at source (Net of provision for taxation)	288	119
6	Others:	-	-
	Security Deposits	34,457	9,617
	Statutory Dues (net)	-	-
	GST input balance recoverable (net)	-	18,467
	Other Advances	418,726	9,963
	Sales Proceeds Receivable (investment)	-	-
	Sub Total (A)	461,021	43,744
(B)	OTHER ASSETS		
1	Income accrued on Investments / FDRs	104,460	25,380
2	Outstanding Premiums	-	-
	Less : Provisions for doubtful debts	-	-
3	Agents' balances	-	-
4	Foreign Agencies Balances	-	-
5	Due from entities carrying on insurance business (including reinsurers)	11,608	-
	Less : Provisions for doubtful debts	-	-
6	Due from Subsidiaries/ Holdings	-	-
7	Others	19,190	151
	Sub Total (B)	135,258	25,531
	Total (A) + (B)	596,279	69,275



ACKO GENERAL INSURANCE LIMITED
Registration No. 157 dated September 18, 2017

PERIODIC DISCLOSURES			
FORM NL 17 - CURRENT LIABILITIES SCHEDULE			
Public Disclosure - Q1 Financial Year 19-20		(₹ IN' 000)	
Sr. No	Particulars	YTD Jun-19	YTD Jun-18
1	Agents' Balances	5,594	-
2	Balances due to other insurance companies	285,552	13,012
3	Deposits held on reinsurances ceded	-	-
4	Premiums received in advance	156,718	1,634
5	Unallocated premium	-	-
6	Sundry Creditors	574,272	18,880
7	Due to subsidiaries/holding company	698	5,933
8	Claims outstanding	430,275	31,840
9	Due to Officers / Directors	-	-
10	Unclaimed amount of policyholder's funds #	-	-
11	Interest payable on debentures/bonds etc.	-	-
12	Others:		
	Statutory Dues	20,799	13,685
	Due to Solatium fund	486	22
	Deposit Premium	61,536	4,220
	Employee Benefits	7,862	7,377
	Total	1,543,792	96,603



ACKO GENERAL INSURANCE LIMITED
Registration No. 157 dated September 18, 2017

PERIODIC DISCLOSURES			
FORM NL 18 - PROVISIONS SCHEDULE			
Public Disclosure - Q1 Financial Year 19-20			(₹ IN' 000)
Sr. No	Particulars	YTD Jun-19	YTD Jun-18
1	Reserve for Unexpired Risk	494,454	21,733
2	Reserve for Premium Deficiency	50,645	-
3	For Taxation (less advance tax paid and taxes deducted at source)	-	-
4	For Proposed Dividends	-	-
5	For Dividend Distribution Tax	-	-
6	Others:		
	Provisions for Gratuity	2,784	658
	Total	547,883	22,391



ACKO GENERAL INSURANCE LIMITED
Registration No. 157 dated September 18, 2017

PERIODIC DISCLOSURES			
FORM NL 19 -MISC EXPENDITURE SCHEDULE			
Public Disclosure - Q1 Financial Year 19-20			(₹ IN' 000)
Sr. No	Particulars	YTD Jun-19	YTD Jun-18
	(To the extent not written off or adjusted)		
1	Discount allowed in issue of shares/debentures	-	-
2	Others	-	-
	Total	-	-



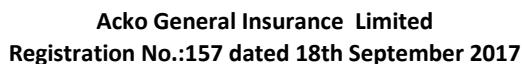
ACKO GENERAL INSURANCE LIMITED
Registration No. 157 dated September 18, 2017

PERIODIC DISCLOSURES
FORM NL 21 - STATEMENT OF LIABILITIES

Public Disclosure - Q1 Financial Year 19-20

(₹ in Lacs)

Sr No	Particulars	As at 30 June 2019				As at 30 June 2018			
		Reserves for unexpired risks	Reserve for Outstanding Claims	IBNR Reserves	Total Reserves	Reserves for unexpired risks	Reserve for Outstanding Claims	IBNR Reserves	Total Reserves
1	Fire	-	-	-	-	-	-	-	-
2	Marine	-	-	-	-	-	-	-	-
a	Marine Cargo	-	-	-	-	-	-	-	-
b	Marine Hull	-	-	-	-	-	-	-	-
3	Miscellaneous	-	-	-	-	-	-	-	-
a	Motor	4,078	608	2,272	6,958	196	1	39	236
b	Engineering	-	-	-	-	-	-	-	-
c	Aviation	-	-	-	-	-	-	-	-
d	Liabilities	816	118	183	1,117	-	-	-	-
e	Rural insurances	-	-	-	-	-	-	-	-
f	Others	17	34	42	93	-	-	-	-
4	Health Insurance	34	151	816	1,001	21	1	277	299
	Total Liabilities	4,945	911	3,313	9,169	217	2	316	535



FORM NL-22 - GEOGRAPHICAL DISTRIBUTION OF BUSINESS FOR QUARTER ENDED 30th June 2019

Amount in INR


STATES	Fire		Marine (Cargo)		Marine (Hull)		Engineering		Motor Own Damage		Motor Third Party		Liability Insurance		Personal Accident		Medical Insurance		Overseas medical		Crop Insurance		All Other Miscellaneous		Grand Total	
	For the qtr	Up to the qtr	For the qtr	Up to the qtr	For the qtr	Up to the qtr	For the qtr	Up to the qtr	For the qtr	Up to the qtr	For the qtr	Up to the qtr	For the qtr	Up to the qtr	For the qtr	Up to the qtr	For the qtr	Up to the qtr	For the qtr	Up to the qtr	For the qtr	Up to the qtr	For the qtr	Up to the qtr	For the qtr	Up to the qtr
Andhra Pradesh	-	-	-	-	-	-	-	-	18	17.75	42	42	-	-	-	-	108	108	-	-	-	-	-	-	168	168
Arunachal Pradesh	-	-	-	-	-	-	-	-	0	0.01	0	0	-	-	-	-	0	0	-	-	-	-	-	-	0	0
Assam	-	-	-	-	-	-	-	-	1	1.04	4	4	-	-	-	-	11	11	-	-	-	-	-	-	16	16
Bihar	-	-	-	-	-	-	-	-	7	6.98	16	16	-	-	-	-	8	8	-	-	-	-	-	-	31	31
Chhattisgarh	-	-	-	-	-	-	-	-	4	3.79	10	10	-	-	-	-	5	5	-	-	-	-	-	-	19	19
Goa	-	-	-	-	-	-	-	-	5	4.82	10	10	-	-	-	-	5	5	-	-	-	-	-	-	30	30
Gujarat	-	-	-	-	-	-	-	-	34	34.39	70	70	-	-	-	-	43	43	-	-	-	-	-	-	147	147
Haryana	-	-	-	-	-	-	-	-	53	52.63	198	198	-	-	25	24.66	338	338	-	-	-	-	-	-	613	613
Himachal Pradesh	-	-	-	-	-	-	-	-	2	2.10	9	9	-	-	-	-	5	5	-	-	-	-	-	-	16	16
Jammu & Kashmir	-	-	-	-	-	-	-	-	1	0.56	2	2	-	-	-	-	1	1	-	-	-	-	-	-	3	3
Jharkhand	-	-	-	-	-	-	-	-	5	4.58	10	10	-	-	-	-	8	8	-	-	-	-	-	-	23	23
Karnataka	-	-	-	-	-	-	-	-	340	340.33	550	550	-	-	-	-	298	298	-	-	-	-	-	-	1,188	1,188
Kerala	-	-	-	-	-	-	-	-	11	11.03	20	20	-	-	-	-	18	18	-	-	-	-	-	-	48	48
Madhya Pradesh	-	-	-	-	-	-	-	-	15	14.70	57	57	-	-	-	-	37	37	-	-	-	-	-	-	109	109
Maharashtra	-	-	-	-	-	-	-	-	205	205.30	377	377	977	977.19	-	-	252	252	-	-	-	-	-	-	1,811	1,811
Manipur	-	-	-	-	-	-	-	-	0	0.00	0	0	-	-	-	-	0	0	-	-	-	-	-	-	0	0
Meghalaya	-	-	-	-	-	-	-	-	0	0.02	0	0	-	-	-	-	0	0	-	-	-	-	-	-	0	0
Mizoram	-	-	-	-	-	-	-	-	0	0.01	0	0	-	-	-	-	0	0	-	-	-	-	-	-	0	0
Nagaland	-	-	-	-	-	-	-	-	0	0.00	0	0	-	-	-	-	-	-	-	-	-	-	-	-	0	0
Orissa	-	-	-	-	-	-	-	-	4	4.29	7	7	-	-	-	-	13	13	-	-	-	-	-	-	25	25
Punjab	-	-	-	-	-	-	-	-	5	4.90	21	21	-	-	-	-	19	19	-	-	-	-	-	-	44	44
Rajasthan	-	-	-	-	-	-	-	-	36	36.35	200	200	-	-	-	-	45	45	-	-	-	-	-	-	282	282
Sikkim	-	-	-	-	-	-	-	-	0	0.30	0	0	-	-	-	-	-	-	-	-	-	-	-	-	1	1
Tamil Nadu	-	-	-	-	-	-	-	-	161	161.00	350	350	-	-	-	-	245	245	-	-	-	-	-	-	756	756
Telangana	-	-	-	-	-	-	-	-	91	91.10	138	138	-	-	-	-	60	60	-	-	-	-	-	-	289	289
Tripura	-	-	-	-	-	-	-	-	0	0.12	0	0	-	-	-	-	0	0	-	-	-	-	-	-	0	0
Uttar Pradesh	-	-	-	-	-	-	-	-	99	98.75	198	198	8	8.22	-	-	81	81	-	-	-	-	-	-	386	386
Uttarakhand	-	-	-	-	-	-	-	-	2	2.15	6	6	-	-	-	-	7	7	-	-	-	-	-	-	15	15
West Bengal	-	-	-	-	-	-	-	-	28	27.89	79	79	-	-	-	-	41	41	-	-	-	-	-	-	147	147
Andaman & Nicobar Is.	-	-	-	-	-	-	-	-	0	0.12	0	0	-	-	-	-	0	0	-	-	-	-	-	-	1	1
Chandigarh	-	-	-	-	-	-	-	-	1	1.21	3	3	-	-	-	-	7	7	-	-	-	-	-	-	12	12
Dadra & Nagar Haveli	-	-	-	-	-	-	-	-	0	0.24	1	1	-	-	-	-	0	0	-	-	-	-	-	-	1	1
Daman & Diu	-	-	-	-	-	-	-	-	0	0.04	0	0	-	-	-	-	0	0	-	-	-	-	-	-	0	0
Delhi	-	-	-	-	-	-	-	-	166	165.86	273	273	-	-	-	-	74	74	-	-	-	-	-	-	513	513
Lakshadweep	-	-	-	-	-	-	-	-	0	0.00	0	0	-	-	-	-	-	-	-	-	-	-	-	-	0	0
Puducherry	-	-	-	-	-	-	-	-	2	1.56	4	4	-	-	-	-	3	3	-	-	-	-	-	-	9	9
Total	-	-	-	-	-	-	-	-	1,296	1,296	2,655	2,655	985	985	25	25	1,733	1,733	-	-	-	-	-	-	6,694	6,694



PERIODIC DISCLOSURES						
FORM NL-23 - REINSURANCE RISK CONCENTRATION FOR THE QUARTER ENDING 30 JUNE 2019						
Public Disclosure - Q1 Financial Year 19-20						(Rs. In Lakhs)
Reinsurance Risk Concentration						
S.No.	Reinsurance Placements	No. of reinsurers	Premium ceded to reinsurers			Premium ceded to reinsurers /
			Proportional	Non-Proportional	Facultative	
1	No. of Reinsurers with rating of AAA and above					
2	No. of Reinsurers with rating AA but less than AAA	2.00	3,074.43	54.00		96.09%
3	No. of Reinsurers with rating A but less than AA	1.00	127.13	-		3.91%
4	No. of Reinsurers with rating BBB but less than A					
5	No. of Reinsurers with rating less than BBB					
6	No. of Indian Insurers					
7	Not Rated					
8	Placement by lead insurer					
	Total	3.00	3,201.56	54.00	-	100%



PERIODIC DISCLOSURES								
FORM NL-24 - AGEING OF CLAIMS UPTO THE QUARTER ENDED 30th June-2019								
Public Disclosure - Q1 Financial Year 19-20								(` in Lakhs)
Sl.No.	Line of Business	No. of claims paid					Total No. of claims paid	Total amount of claims paid
		1 month	1 - 3 months	3 - 6 months	6 months - 1 year	> 1 year		
1	Fire	Nil	Nil	Nil	Nil	Nil	-	Nil
2	Marine Cargo	Nil	Nil	Nil	Nil	Nil	-	Nil
3	Marine Hull	Nil	Nil	Nil	Nil	Nil	-	Nil
4	Engineering	Nil	Nil	Nil	Nil	Nil	-	Nil
5	Motor OD	4207	525	47	6	Nil	4,785	982.16
6	Motor TP	0	0	0	0	0	-	-
7	Health	9132	640	94	4	Nil	9,870	189.1
8	Overseas Travel	Nil	Nil	Nil	Nil	Nil	-	Nil
9	Personal Accident	139	21	5	0	Nil	165	201.5
10	Liability	3642	1426	86	5	Nil	5,159	335.14
11	Crop	Nil	Nil	Nil	Nil	Nil	-	Nil
12	Miscellaneous	Nil	Nil	Nil	Nil	Nil	-	Nil



FORM NL-25 - CLAIMS DATA FOR NON LIFE UPTO THE QUARTER ENDED 30th june 2019

No. of claims only

[illegible]



Acko General Insurance Limited
Registration Number 157 Dated 18th September 2017

PERIODIC DISCLOSURES								
FORM NL-26 - CLAIMS INFORMATION - KG TABLE AS AT 30th June 2019								
Public Disclosure - Q1 Financial Year 19-20								(` in INR)
S. No.	Description	Premium		Claim		RSM-1	RSM-2	RSM
		Gross Premium	Net Premium	Gross incurred claim	Net incurred Claim			
1	Fire	-	-					
	Marine	-	-					
2	Marine Cargo	-	-					
3	Marine Hull	-	-					
	Miscellaneous	2,773,406	2,634,736	32,453,679	30,830,995	526,947	9,249,299	9,249,299
4	Motor	1,119,743,218	688,304,552	282,654,987	143,155,111	167,961,483	63,597,372	167,961,483
5	Engineering	-	-					
6	Aviation	-	-					
7	Liabilities	447,423,158	156,598,105	114,639,752	40,123,913	67,113,474	25,793,944	67,113,474
8	Rural insurances	-	-					
9	Others	-	-	-				
10	Health Insurance	6,508,994	6,183,545	35,356,158	44,223,785	1,236,709	13,267,136	13,267,136
11	Total	1,576,448,776	853,720,938	465,104,576	258,333,805	236,838,612	111,907,750	257,591,391



Acko General Insurance Limited
Registration Number 157 Dated 18th September 2017

FORM NL-27 - OFFICES INFORMATION FOR NON LIFE AS ON June 30, 2019

Public Disclosure - Q1 Financial Year 19-20

Sl. No.	Office Information		Number
1	No. of offices at the beginning of the Quarter (As on 1.04.2019)		3
2	No. of branches approved during the Quarter		0
3	No. of branches opened during the Quarter	Out of approvals of previous year	0
4		Out of approvals of this Quarter	0
5	No. of branches closed during the Quarter		0
6	No of branches at the end of the Quarter		3
7	No. of branches approved but not opened		0
8	No. of rural branches		0
9	No. of urban branches		3



FORM NL-28-STATEMENT OF ASSETS - 3B
Company Name & Code: Acko Geeral Insurance Limited / 157
Statement as on: 30th June, 2019
Statement of Investment Assets (General Insurer, Re-insurers)
(Business within India)
Public Disclosure - Q1 Financial Year 19-20 ₹ in Lakhs

No	PARTICULARS	SCH	AMOUNT
1	Investments		
	a. Shareholders Fund	8	17,981.96
	b. Policyholders Fund	8A	14,736.31
2	Loans	9	-
3	Fixed Assets	10	188.60
4	Deferred Tax Assets		-
5	Current Assets		
	a. Cash & Bank Balance	11	687.24
	b. Advances & Other Assets	12	5,962.78
6	Current Liabilities		
	a. Current Liabilities	13	(15,437.89)
	b. Provisions	14	(5,478.83)
	c. Misc. Exp not Written Off	15	-
	d. Debit Balance of P&L A/c		19,460.94
	Application of Funds as per Balance		38,101.10
	Less: Other Assets	SCH	AMOUNT
1	Loans (if any)	9	-
2	Fixed Assets (if any)	10	188.60
3	Deferred Tax Assets		-
4	Cash & Bank Balance (if any)	11	687.24
5	Advances & Other Assets (if any)	12	5,962.78
6	Current Liabilities	13	(15,437.89)
7	Provisions	14	(5,478.83)
8	Misc. Exp not Written Off	15	-
9	Debit Balance of P&L A/c		19,460.94
	TOTAL (B)		5,382.83
	'Investment Assets' As per FORM 3B	(A-B)	32,718.26

No	'Investment' represented as	Reg. %	SH		PH	Book Value (SH + PH)	% Actual	FVC Amount	Total	Market	Value
			Balance	FRSM ⁺							
			(a)	(b)	(c)	d = (b+c)		(e)	(d + e)		
1	G. Sec.	Not less than 20%	-	5,638.19	4,620.52	10,258.71	31.36	-	10,258.71	10,354.76	
2	G. Sec or Other Apporved Sec. (incl. (1) above)	Not less than 30%	-	5,922.19	4,853.27	10,775.46	32.94	-	10,775.46	10,879.98	
3	Investment subject to Exposure Norms		-	12,059.16	9,882.54	21,941.71	67.06	1.10	21,942.80	21,884.89	
	a. Housing / Infra & Loans to SG for Housing and FFE	Not less than 15%	-	8,543.95	7,001.81	15,545.76	47.52	-	15,545.76	15,455.62	
	3. Approved Investments	Not	-	3,515.21	2,880.73	6,395.94	19.55	1.10	6,397.04	6,429.27	
	4. Other Investments (not exceeding 25%)	exceeding	-	-	-	-	-	-	-	-	
	Total Investment Assets	100%	-	17,981.35	14,735.81	32,717.16	100.00	1.10	32,718.26	32,764.87	

Not(+) FRMS refers 'Funds representing Solvency Margin'

(*) Pattern of Investment will apply only to SH funds representing FRMS

(^A) Book Value shall not include funds beyond Solvency Margin

Other Investments are as permitted under Sec 27A(2) and 27B(3)



Acko General Insurance Limited
Registration Number 157 Dated 18th September 2017

PERIODIC DISCLOSURES

FORM NL-29 - Detail Regarding debt securities

Public Disclosure - Q1 Financial Year 19-20

(Rs in Lakhs)

	MARKET VALUE				Book Value			
	As at Jun 30, 2019	as % of total for this class	As at Jun 30, 2018	as % of total for this class	As at Jun 30, 2019	as % of total for this class	As at Jun 30, 2018	as % of total for this class
Break down by credit rating								
AAA rated	19,190.97	61.03	5,487.81	52.71	19,127.58	60.92	5,536.86	52.59
AA or better	1,001.05	3.18	984.47	9.46	997.52	3.18	996.92	9.47
Rated below AA but above A	-	-	-	-	-	-	-	-
Rated below A but above B	-	-	-	-	-	-	-	-
Any other	11,254.98	35.79	3,939.17	37.83	11,275.29	35.91	3,995.08	37.94
Total (A)	31,446.99	100.00	10,411.45	100.00	31,400.38	100.00	10,528.87	100.00
BREAKDOWN BY RESIDUAL MATURITY								
Up to 1 year	5,366.05	17.06	3,480.68	33.43	5,481.00	17.46	3,501.13	33.25
more than 1 year and upto 3 years	11,622.88	36.96	4,005.04	38.47	11,596.28	36.93	4,061.83	38.58
More than 3 years and up to 7 years	10,870.27	34.57	1,974.16	18.96	10,771.17	34.30	2,003.50	19.03
More than 7 years and up to 10 years	3,587.80	11.41	951.57	9.14	3,551.93	11.31	962.41	9.14
above 10 years	-	-	-	-	-	-	-	-
Total (B)	31,446.99	100.00	10,411.45	100.00	31,400.38	100.00	10,528.87	100.00
Breakdown by type of the issuer								
a. Central Government	10,354.76	32.93	3,939.17	37.83	10,258.71	32.67	3,995.08	37.94
b. State Government	525.22	1.67	-	-	516.75	1.65	-	-
c. Corporate Securities	20,567.01	65.40	6,472.28	62.17	20,624.93	65.68	6,533.79	62.06
Total (C)	31,446.99	100.00	10,411.45	100.00	31,400.38	100.00	10,528.87	100.00

Note

1. In case of a debt instrument is rated by more than one agency, then the lowest rating will be taken for the purpose of classification.
2. Market value of the securities will be in accordance with the valuation method specified by the Authority under Accounting/ Investment regulations.
3. Total A, B and C should match with each other and with debt securities reported under NL-12 and 12A (Investments). Other Debt Securities to be reported separately
4. We have considered DHFL security having D rating in "Any Other" category due to unavailability of option for D rating.



ACKO GENERAL INSURANCE LIMITED
Registration No. 157 dated September 18, 2017

PERIODIC DISCLOSURES
FORM NL-30 - ANALYTICAL RATIO

Public Disclosure - Q1 Financial Year 19-20

S.No.	Particular	QTD Jun-19	YTD Jun-19	QTD Jun-18	YTD Jun-18
1	Gross Premium Growth Rate	834%	834%	NA	NA
2	Gross Premium to Networth Ratio	0.36	0.36	0.06	0.06
3	Growth rate of Net Worth	60%	60%	NA	NA
4	Net Retention Ratio	51%	51%	80%	80%
5	Net Commission Ratio	(8%)	(8%)	(3%)	(3%)
6	Expense of Management to Gross Direct Premium Ratio	92%	92%	154%	154%
7	Expense of Management to Net Written Premium	179%	179%	192%	192%
8	Net Incurred Claims to Net Earned premium	87%	87%	75%	75%
9	Combined ratio	266%	266%	268%	268%
10	Technical Reserves to Net Premium Ratio	2.84	2.84	0.93	0.93
11	Underwriting Balance Ratio	(1.57)	(1.57)	(2.29)	(2.29)
12	Operating Profit Ratio	(149%)	(149%)	(226%)	(226%)
13	Liquid Assets to Liabilities Ratio	0.51	0.51	10.39	10.39
14	Net Earning Ratio	(140%)	(140%)	(135%)	(135%)
15	Return on Net Worth Ratio	(26%)	(26%)	(7%)	(7%)
16	Available Solvency Margin Ratio to Required Solvency Margin Ratio	3.72	3.72	2.45	2.45
17	NPA Ratio			-	-
	Gross NPA Ratio	-	-	-	-
	Net NPA Ratio	-	-	-	-
Equity Holding Pattern for Non-Life Insurers					
1	(a) No. of shares	381,000,000	381,000,000	136,000,000	136,000,000
2	(b) Percentage of shareholding (Indian / Foreign)	100%/0%	100%/0%	100%/0%	100%/0%
3	(c) %of Government holding (in case of public sector insurance companies)	-	-	-	-
4	(a) Basic and diluted EPS before extraordinary items (net of tax expense) for the period (not to be annualized)				
	- Basic EPS	-1.27	-1.27	-0.57	-0.57
	- Diluted EPS	-1.62	-1.62	-0.57	-0.57
5	(a) Basic and diluted EPS before extraordinary items (net of tax expense) for the period (not to be annualized)				
	- Basic EPS	-1.27	-1.27	-0.57	-0.57
	- Diluted EPS	-1.62	-1.62	-0.57	-0.57
6	(iv) Book value per share (Rs)	4.89	4.89	8.55	8.55



ACKO GENERAL INSURANCE LIMITED
Registration No. 157 dated September 18, 2017

PERIODIC DISCLOSURES							
FORM NL 31 - RELATED PARTY							
Public Disclosure - Q1 Financial Year 19-20							(₹ in Lacs)
S.No.	Name of the Related Party	Nature of Relationship with the Company	Description of Transactions / Categories	Consideration paid / received*			
				QTD Jun-19	YTD Jun-19	QTD Jun-18	YTD Jun-18
1	Acko Technology and Services Pvt Ltd	Holding Company	Subscription received for additional share capital	14,500	14,500	-	-
			Premium received	135	135	19	19
			Payment of technology support and services	107	107	161	161
			Premium Deposit	12	12	9	9
			Amount payable / (receivable) at the balance sheet date	7	7	59	59
			Claims paid	4	4	-	-
2	Coverfox Insurance Broking Private Limited	Private company in which director is a shareholder	Commission towards broking services	15	15	-	-
			Amount payable / (receivable) at the balance sheet date	22	22	-	-
3	Ms. Ruchi Deepak	Non Executive Director	Director Sitting Fees	7	7	-	-
4	Key Management Personnel :						
(a)	Mr. Varun Dua	Managing Director & CEO					
(b)	Mr. Deepak Angrula	Whole time Director					
(c)	Mr. Jitendra Nayyar	Chief Financial Officer					
(d)	Mr. Biresh Giri	Appointed Actuary & CRO					
(e)	Mr. Manish Thakur	Chief Investment Officer					
(f)	Mr. Animesh Das	Chief Underwriting Officer					
(g)	Ms. Karishma Desai	Chief Compliance Officer & Company Secretary					
			Salary Bonus and Other Allowances	161	161	132	132



PERIODIC DISCLOSURES

FORM NL-32 - PRODUCTS INFORMATION For the Q1 Financial Year 19-20

Products and/or add-ons introduced during the quarter ended 30th June 2019							
Sl. No	Name of Product	Co. Ref. No.	IRDA Ref.no.	Class of Business	Category of product	Date of filing of Product	Date IRDA confirmed filing/ approval
1	Acko Group Health Insurance		ACKHLGP20011V011920	Group Health	Commercial	4/11/2019	4/22/2019
2	Private Car Package Policy - Add-ons: Small Repair Claim		IRDAN157RP0007V02201718/A0001V01201920	Motor	Retail	7/23/2018	6/13/2019
3	Private Car Package Policy - Add-ons: NCB Protect		IRDAN157RP0007V02201718/A0002V01201920	Motor	Retail	7/23/2018	6/13/2019
4	Private Car Package Policy - Add-ons: Key Protect		IRDAN157RP0007V02201718/A0003V01201920	Motor	Retail	7/23/2018	6/13/2019
5	Private Car Package Policy - Add-ons: Engine Protect		IRDAN157RP0007V02201718/A0004V01201920	Motor	Retail	7/23/2018	6/13/2019
6	Private Car Package Policy - Add-ons: Personal Belongings - Damage		IRDAN157RP0007V02201718/A0005V01201920	Motor	Retail	7/23/2018	6/13/2019
7	Private Car Package Policy - Add-ons: Personal Belongings – Theft		IRDAN157RP0007V02201718/A0006V01201920	Motor	Retail	7/23/2018	6/13/2019
8	Private Car Package Policy - Add-ons: Personal Belongings including Electronic Equipment		IRDAN157RP0007V02201718/A0007V01201920	Motor	Retail	7/23/2018	6/13/2019
9	Private Car Package Policy - Add-ons: Loss of License/RC		IRDAN157RP0007V02201718/A0008V01201920	Motor	Retail	7/23/2018	6/13/2019
10	Private Car Package Policy - Add-ons: Invoice Cover		IRDAN157RP0007V02201718/A0009V01201920	Motor	Retail	7/23/2018	6/13/2019
11	Two Wheeler Package Policy - Add-ons: Zero Depreciation		IRDAN157RP0002V01201819/A0010V01201920	Motor	Retail	7/23/2018	6/13/2019
12	Two Wheeler Package Policy - Add-ons: Road Side Assistance		IRDAN157RP0002V01201819/A0011V01201920	Motor	Retail	7/23/2018	6/13/2019
13	Two Wheeler Package Policy - Add-ons: Downtime Allowance		IRDAN157RP0002V01201819/A0012V01201920	Motor	Retail	7/23/2018	6/13/2019
14	Two Wheeler Package Policy - Add-ons: Outstation Emergency Cover		IRDAN157RP0002V01201819/A0013V01201920	Motor	Retail	7/23/2018	6/13/2019
15	Two Wheeler Package Policy - Add-ons: Consumables		IRDAN157RP0002V01201819/A0014V01201920	Motor	Retail	7/23/2018	6/13/2019
16	Two Wheeler Package Policy - Add-ons: NCB Protect		IRDAN157RP0002V01201819/A0015V01201920	Motor	Retail	7/23/2018	6/13/2019
17	Two Wheeler Package Policy - Add-ons: Key Protect		IRDAN157RP0002V01201819/A0016V01201920	Motor	Retail	7/23/2018	6/13/2019
18	Two Wheeler Package Policy - Add-ons: Engine Protect		IRDAN157RP0002V01201819/A0017V01201920	Motor	Retail	7/23/2018	6/13/2019
19	Two Wheeler Package Policy - Add-ons: Personal Belongings - Damage		IRDAN157RP0002V01201819/A0018V01201920	Motor	Retail	7/23/2018	6/13/2019
20	Two Wheeler Package Policy - Add-ons: Personal Belongings – Theft		IRDAN157RP0002V01201819/A0019V01201920	Motor	Retail	7/23/2018	6/13/2019
21	Two Wheeler Package Policy - Add-ons: Personal Belongings including Electronic Equipment		IRDAN157RP0002V01201819/A0020V01201920	Motor	Retail	7/23/2018	6/13/2019
22	Two Wheeler Package Policy - Add-ons: Loss of License/RC		IRDAN157RP0002V01201819/A0021V01201920	Motor	Retail	7/23/2018	6/13/2019
23	Two Wheeler Package Policy - Add-ons: Invoice Cover		IRDAN157RP0002V01201819/A0022V01201920	Motor	Retail	7/23/2018	6/13/2019

Acko General Insurance Limited

Registration Number 157 Dated 18th September 2017



PERIODIC DISCLOSURES

FORM NL 33 - SOLVENCY MARGIN - KGII AS AT 30th June 2019

Public Disclosure - Q1 Financial Year 19-20

Particulars	Item	Amount
Policyholder's Funds		
Available Assets in Policyholders' Funds (as per Form IRDAI-GI-TA)	(A)	14852
Deduct:		
Current Liabilities (as per FORM IRDAI-GI-TR)	(B)	9753.193141
Provisions (as per BS)	(C)	0
Other Liabilities (other liabilities in respect of Policyholders' Fund as per BS)	(D)	5098.9
Excess in Policyholders' Funds (A)-(B)-(C)-(D)	(E)	-0.093140783
Shareholder's Funds		
Available Assets in Shareholders' Funds (as per Form IRDAI-GI-TA):	(F)	24669.84
Deduct:		
Other Liabilities (other liabilities in respect of Shareholders' Fund as mentioned in BS)	(G)	6064.15
Excess in Shareholders' Funds (F-G)	(H)	18605.69
Total Available Solvency Margin [ASM] (E+H)	(I)	18605.59686
Total Required Solvency Margin [RSM]	(J)	5000
Solvency Ratio (Total ASM/Total RSM)	(K)	3.72



Acko General Insurance Limited
Registration Number 157 Dated 18th September 2017

FORM NL-34 - BOARD OF DIRECTORS AND KEY PERSONS AS ON June 30, 2019

Public Disclosure - Q1 Financial Year 19-20

Board of Directors			
Sl. No.	Name of person	Role/designation	Details of change in the period
1	Mr. G N Agarwal	Independent Director	No Change
2	Mr.Srinivasan V	Independent Director	No Change
3	Ms. Ruchi Deepak	Non-Executive Director	No Change
4	Mr. Deepak Angrula	Whole time Director	No Change
5	Mr. Varun Dua	Managing Director & CEO	No Change
Key Persons			
Sl. No.	Name of person	Role/designation	Details of change in the period
1	Mr. Varun Dua	Managing Director & CEO	No Change
2	Mr. Deepak Angrula	Whole time Director	No Change
3	Mr. Jitendra Nayyar	Chief Financial Officer	No Change
4	Mr. Manish Thakur	Chief Investment Officer	No Change
5	Mr. Biresh Giri	Appointed Actuary	No Change
6	Mr. Biresh Giri	Chief Risk Officer	No Change
7	Mr. Animesh Das	Chief Underwriting Officer	No Change
8	Ms. Karishma Desai	Chief Compliance Officer & Company Secretary	No Change
Key Persons as defined in IRDA (Registration of Insurance Companies) Regulations, 2000 & Guidelines on Reporting of Key Persons issued on 9th October 2013			



Acko General Insurance Limited
Registration Number 157 Dated 18th September 2017

FORM NL-35-NON PERFORMING ASSETS-7A

Company Name & Code: Acko Geeral Insurance Limited / 157

Statement as on: 30th June, 2019

Details of Investment Portfolio

Public Disclosure - Q1 Financial Year 19-20

COI	Company Name	Instrument Type	Interest Rate		Total O/s (Book Value)	Default Principal (Book Value)	Default Interest (Book Value)	Principal Due from	Interest Due from	Deferred Principal	Deferred Interest	Rolled Over?	Has there been any		Classification	Provision (%)	Provision (Rs)
			%	Has there been revision?									Amount	Board Approval Ref			
Nil																	

Note:

A. Category of Investmet (COI) shall be as per INV/GLN/001/2003-04

B. FORM 7A shall be submitted in respect of each 'fund'.

C. Classification shall be as per F&A-Circulars-169-Jan-07 Dt.24-01-07.



Acko General Insurance Limited
Registration Number 157 Dated 18th September 2017

FORM NL-36-YIELD ON INVESTMENTS 1																	
Statement of Investment and Income on Investment																	
Public Disclosure - Q1 Financial Year 19-20																	Rs. Lakhs
No.	Category of Investment	Category Code	Current Quarter					Year to Date					Previous Year				
			Investment (Rs.)		Income on Investment (Rs.)	Gross Yield (%) ¹	Net Yield (%) ²	Investment (Rs.)		Income on Investment (Rs.)	Gross Yield (%) ¹	Net Yield (%) ²	Investment (Rs.)		Income on Investment (Rs.)	Gross Yield (%) ¹	Net Yield (%) ²
			Book Value	Market Value				Book Value	Market Value				Book Value	Market Value			
	CENTRAL GOVERNMENT SECURITIES																
1	Central Government Bonds	CGSB	5,644.02	3,009.66	237.17	16.85	16.85	5,644.02	3,009.66	237.17	16.85	16.85	3,454.56	3,939.17	57.66	6.69	6.69
	Treasury Bills	CTRB	2,334.73	2,383.36	23.71	4.07	4.07	2,334.73	2,383.36	23.71	4.07	4.07	1,790.17	-	12.98	2.91	2.91
2	STATE GOVERNMENT/OTHER APPROVED SEC./ OTHER GUARANTEED SEC.																
	Deposit under Section 7 of Insurance Act, 1938	CDSS	-	-	-	-	-	-	-	-	-	-	-	-	-	-	-
	State Government Bonds	SGOA	-	-	-	-	-	-	-	-	-	-	-	-	-	-	-
	Other Approved Securities (excluding Infrastructure Investments)	SGGB	1,627.65	2,039.42	113.01	27.85	27.85	1,627.65	2,039.42	113.01	27.85	27.85	942.13	-	4.58	1.95	1.95
3	BONDS / DEBENTURES ISSUED BY NHB / INSTITUTIONS ACCREDITED BY NHB																
	Bonds / Debentures issued by NHB / Institutions accredited by NHB	HTDN	2,792.47	2,033.64	61.32	8.81	8.81	2,792.47	2,033.64	61.32	8.81	8.81	1,255.36	1,501.39	25.08	8.01	8.01
	Commercial Papers - NHB / Institutions accredited by NHB	HTLN	-	-	-	-	-	-	-	-	-	-	-	-	-	-	-
	Commercial Papers - NHB / Institutions accredited by NHB	HORD	499.89	492.19	11.14	8.94	8.94	499.89	492.19	11.14	8.94	8.94	-	-	-	-	-
4	INFRASTRUCTURE / SOCIAL SECTOR INVESTMENTS																
	Taxable - Infrastructure / Social Sector - PSU - Debentures / Bonds	IPTD	5,083.02	4,020.42	103.36	8.16	8.16	5,083.02	4,020.42	103.36	8.16	8.16	1,810.10	1,501.23	32.46	7.19	7.19
	Infrastructure - Infrastructure Development Fund (IDF)	IPFD	-	-	-	-	-	-	-	-	-	-	503.62	498.62	5.78	4.60	4.60
	Infrastructure - Other Corporate Securities - Debentures/ Bonds	ICTD	2,365.59	2,004.58	51.12	8.67	8.67	2,365.59	2,004.58	51.12	8.67	8.67	501.77	500.80	5.16	4.12	4.12
	Infrastructure - Other Corporate Securities - CPs	ICCP	-	-	-	-	-	-	-	-	-	-	-	-	-	-	-
5	APPROVED INVESTMENT SUBJECT TO EXPOSURE NORMS																
	Commercial Papers - Approved Investment	ECCP	-	-	-	-	-	-	-	-	-	-	558.23	490.59	10.91	7.84	7.84
	Deposits - Deposit with Scheduled Banks	ECDB	266.78	266.78	5.09	7.66	7.66	266.78	266.78	5.09	7.66	7.66	250.00	250.00	4.23	6.79	6.79
	Corporate Securities - (Approved Investment) - Debentures	ECOS	4,199.89	3,517.71	127.42	12.17	12.17	4,199.89	3,517.71	127.42	12.17	12.17	2,001.50	1,979.64	38.09	7.63	7.63
	Deposits - Deposit with Scheduled Banks, FIs (incl. Bank Balance awaiting Investment), CCIL, RBI	EDCD	-	-	-	-	-	-	-	-	-	-	-	-	-	-	-
	Mutual Funds - Gilt / G Sec / Liquid Schemes	EGMF	1,155.59	1,396.32	20.51	7.12	7.12	1,155.59	1,396.32	20.51	7.12	7.12	632.53	1,113.75	8.72	5.53	5.53
6	OTHER INVESTMENTS																
	Equity Shares (incl Co-op Societies)	OESH	-	-	-	-	-	-	-	-	-	-	-	-	-	-	-
	Mutual Funds - Debt / Income / Serial Plans / Liquid Secemes	OMGS	500.00	-	4.18	3.35	3.35	500.00	-	4.18	3.35	3.35	-	-	-	-	-
	Total		26,469.63	21,164.07	758.04	11.49	11.49	26,469.63	21,164.07	758.04	11.49	11.49	13,699.98	11,775.20	205.65	6.02	6.02



Acko General Insurance Limited
Registration Number 157 Dated 18th September 2017

FORM NL-37-DOWN GRADING OF INVESTMENT-2									
Statement of Down Graded Investments									
Public Disclosure - Q1 Financial Year 19-20									Rs. Lakhs
No	Name of the Security	COI	Amount	Date of Purchase	Rating Agency	Original Grade	Current Grade	Date of last Downgrade	Remarks
A.	<u>During the Quarter ¹</u>								
1	9.10% DHFL BS 09-09-2019	HORD	499.83	8-May-18	CARE	A	BBB-	14-May-19	
		HORD			CARE	BBB-	D	5-Jun-19	
B.	<u>As on Date. ²</u>								
1	9.10% DHFL BS 09-09-2019	HTDN	499.83	8-May-18	CARE	AAA	AA+	3-Feb-19	
		HORD			CARE	AA+	AA-	6-Mar-19	
		HORD			CARE	AA-	A	31-Mar-19	
		HORD			CARE	A	BBB-	14-May-19	
		HORD			CARE	BBB-	D	5-Jun-19	



Acko General Insurance Limited

Registration No.:157 dated 18th September 2017

PERIODIC DISCLOSURES									
FORM NL-38 - BUSINESS RETURNS ACROSS LINE OF BUSINESS									
Public Disclosure - Q1 Financial Year 19-20								(Amount in INR)	
Quarterly Business Returns across line of Business									
Sl.No.	Line of Business	For the Quarter ended 30th June 2019		For the period ended 30th June 2019		For the Quarter ended 30th june 2018		For the period ended 30th June 2018	
		Premium	No. of Policies	Premium	No. of Policies	Premium	No. of Policies	Premium	No. of Policies
1	Fire	NA	NA	NA	NA	NA	NA	NA	NA
2	Cargo	NA	NA	NA	NA	NA	NA	NA	NA
3	Motor TP	265,524,620	33,400	265,524,620	33,400	14,700,818	2,219	14,700,818	2,219
4	Motor OD	129,586,758	120,241	129,586,758	120,241	5,738,752	2,347	5,738,752	2,347
5	Engineering	NA	NA	NA	NA	NA	NA	NA	NA
6	Workmen's Compensation	NA	NA	NA	NA	NA	NA	NA	NA
7	Employer's Liability	NA	NA	NA	NA	NA	NA	NA	NA
8	Aviation	NA	NA	NA	NA	NA	NA	NA	NA
9	Personal Accident	2,465,901	1	2,465,901	1	NA	NA	NA	NA
10	Health	173,258,126	7	173,258,126	7	51,246,728	5	51,246,728	5
11	Public/ Product Liability	98,540,395	24	98,540,395	24	NA	NA	NA	NA
12	Others*	NA	NA	NA	NA	NA	NA	NA	NA

Note:

1. Premium stands for amount of premium
2. The line of business which are not applicable for any company should be filled up with NA.
Figure '0' in those fields will imply no business in the segment.

*any other segment contributing more than 5% of the total premium needs to be shown separately



Acko General Insurance Limited
Registration No.:157 dated 18th September 2017

PERIODIC DISCLOSURES					
FORM NL-39 - RURAL AND SOCIAL OBLIGATIONS					
Public Disclosure - Q1 Financial Year 19-20					(` in Lakhs)
Rural & Social Obligations for Quarter ended 30th Jun 2019					
Sl.No.	Line of Business	Particular	No. of Policies Issued	Premium Collected	Sum Assured
1	Fire	Rural	-	-	-
		Social	-	-	-
2	Cargo & Hull	Rural	-	-	-
		Social	-	-	-
3	Motor TP	Rural	17906	986.69	-
		Social	-	-	-
4	Motor OD	Rural	46689	435.63	49,673.02
		Social	-	-	-
5	Engineering	Rural	-	-	-
		Social	-	-	-
6	Workmen's Compensation	Rural	-	-	-
		Social	-	-	-
7	Employer's Liability	Rural	-	-	-
		Social	-	-	-
8	Aviation	Rural	-	-	-
		Social	-	-	-
9	Personal Accident	Rural	-	-	-
		Social	-	12.00	48,260.00
10	Health	Rural	-	-	-
		Social	1	334.06	226,225,666.27
11	Others*	Rural	-	-	-
		Social	-	-	-
*any other segment contributing more than 5% needs to be shown separately					



Acko General Insurance Limited
Registration No.:157 dated 18th September 2017

PERIODIC DISCLOSURES									
FORM NL-40 - BUSINESS ACQUISITION THROUGH DIFFERENT CHANNELS									Amount in INR
Public Disclosure - Q1 Financial Year 19-20									
Sl.No.	Channels	Business Acquisition through different channels							
		For quarter ended 30th June 2019		Upto the quarter ended 30th June 2019		For quarter ended 30th June 2018		Upto the quarter ended 30th June 2018	
		No. of Policies	Premium	No. of Policies	Premium	No. of Policies	Premium	No. of Policies	Premium
1	Individual agents	-	-	-	-	-	-	-	-
2	Corporate Agents-Bank	356	2561421	356	2561421	-	-	-	-
3	Corporate Agents -Other	-	0	-	0	-	-	-	-
4	Brokers	72,156	108172521	72,156	108172521	-	-	-	-
5	Micro Agents	-	0	-	0	-	-	-	-
6	Direct Business	79,438	537303100	79,438	537303100	4,571	71,686,298	4,571	71,686,298
7	Others	1,723	21338758	1,723	21338758				
	Total (A)	153,673	669375800	153,673	669375800	4,571	71,686,298	4,571	71,686,298
1	Referral (B)	-	-	-	-	-	-	-	-
	Grand Total (A+B)	153,673	669,375,800	153,673	669,375,800	4,571	71,686,298	4,571	71,686,298

Note:

1. Premium means amount of premium received from business acquired by the source
2. No of Policies stand for no. of policies sold
3. Premium figures mentioned above is Gross Written Premium

PERIODIC DISCLOSURES Q1
FORM NL-41 - GREIVANCE DISPOSAL FOR THE QUARTER ENDED June 30, 2019
Public Disclosure - Q1 Financial Year 19-20

Sl No.	Particulars	Opening Balance * As on beginning of the Quarter	Additions during the Quarter	Complaints Resolved / Settled During			Complaints Pending at the end of the Quarter	Total Complaints Registered upto the quarter during the financial Year
				Fully Accepted	Partial Accepted	Rejected		
1	Complaints made by customers	0	103	82	5	7	9	103
a)	Proposal Related	0	2	2	0	0	0	2
b)	Claim	0	53	37	5	6	5	53
c)	Policy Related	0	29	29	0	0	0	29
d)	Premium	0	0	0	0	0	0	0
e)	Refund	0	4	4	0	0	0	4
f)	Coverage	0	0	0	0	0	0	0
g)	Cover Note Related	0	0	0	0	0	0	0
h)	Product	0	14	9	0	1	4	14
i)	Others	0	1	1	0	0	0	1
	Total Number	0	103	82	5	7	9	103

2	Total no. of policies during previous year	0
3	Total no. of Claims during previous year(2018-19)	24831
4	Total no. of Policies during Current year	153673
5	Total no. of Claims during Current year(2019-20)	36071
6	Total no. of Policy Complaints (Current year) per 10,000 policies Current year	3.25
7	Total no. of Claim Complaints (Current year) per 10,000 Claims registered (Current year)	14.69

8	Duration wise Pending Status	Complaints made by customers	Complaints made by intermediaries	Total
a)	Upto 7 Days	96	0	96
b)	7 - 15 Days	5	0	5
c)	15 - 30 Days	2	0	2
d)	30 - 90 Days	0	0	0
e)	90 Days & Beyond	0	0	0
	Total Number of complaints	103	0	103